



Access the **12V battery** by lifting the passenger footwell carpet and removing the styrene panel.




**Disconnect the 12V battery** before proceeding with the installation!




Fold up the **trunk carpeting** and remove the **metal plate** covering the engine compartment.



Look for this connector. Tools you'll need: **10mm socket, T13 Torx, pin tool, flathead scrd.**




**Unplug the connector** and **remove the plastic cover** using a flathead screwdriver.




Unlock the pins by **disengaging the safety flaps** on the connector.




Push out **PIN8** & **PIN9** from the connector using a **small pin tool**.



**Pull out the two wires** completely. The wires are colored **yellow (9)** and **yellow-white (8)**.




Pin the two wires into the **supplied connector**. **PIN 1 - yellow/white** & **PIN2 - yellow**.




**Lock the pins** by pushing the safety flap on the end of the connector down **until it clicks**.




Connect the **2-pin connector** to the **female end of the STEINBAUER harness**.



Pin the ends of the **supplied short cable** into the connector. **PIN8 - brown** & **PIN9 - white**.




**Secure the pins** by pushing on the bottom of the connector **until you hear a click**.




**Engage the safety flaps** using a flathead screwdriver.



**Reconnect the motor connector and lock it.**



**Connect** the other end of the **STEINBAUER harness** to the other **2-pin connector**.




Remove the plastic cap & **connect the red wire (+) under the 10mm bolt**. Then refit the cap.



**Connect the black wire (-) under the T13 Torx bolt** on rear side of the motor.



Secure the elements of the wiring together behind the connector using **zip-ties**.



Secure the wiring harness to the coolant pipe behind the motor.



Secure the **STEINBAUER EV Module** to the chassis then **connect the harness**.



Refit the **metal engine cover** and fold the trunk carpet back down.



Finally **reconnect the 12V battery** and refit the contents of the passenger footwell.